

Mother Mary

For my Mom

Written and Recorded by Derek Patton - Guitarist/Composer

www.derekpatton.com

Tuning: DADGAD

Acoustic Guitar Instrumental

Capo. 2 fret

Moderately ♩ = 105

1

let ring

T
A
B

4

let ring

7

let ring

10

let ring

13

let ring

15

rall. $\bullet = 70$

let ring

$\bullet = 90$

18

let ring

22

let ring

11 10 7 9 7 10 | 11 7 0 0 0 0 4 4 | 0 4 4 4 0 4 0 0 4 0 0 4 7 0 4 0

5 0 2 4 0 4 0 4 0 4 0 0 5 7 4 0

25

let ring

7 9 7 10 | 11 7 0 0 0 0 4 4 | 0 4 4 4 0 4 0 0 4 0 0 4 7 0 4 0

2 0 11 10 11 7 4 0 2 4 0 4 0 5 7 4 0



28

let ring

0 0 0 0 | 10 0 10 0 10 0 9 7 0 | 7 0 9 0 0 0 0 0 10 0 10

2 0 0 0 10 10 10 10 10 10 10 10 10 10 10 10 10 10

31

let ring

10 0 10 0 10 0 9 7 0 | 7 0 9 0 0 0 0 0 10 0 10 0 10 0 9 0 10 0

9 9 9 9 8 8

34

let ring

```

    10 9 10 7 10 7 10 7 10 7 10 0 10 0
    0 0 0 0 9 9 9 10 9 9 0 6 7 10 9
    0 0 0
    8
  
```

37

let ring s

```

    0 0 0 0 0 0 0 0 12 0 0 0 0
    0 2 0 2-2-0 0 0 0 12 0 0 0 0
    7 4 5 4 4 0 2 0 0 0 12 4 4 4 4
    0 0 0 0 0 0 0 0 2-2-2-2 12
  
```

41

let ring

```

    0 4 7 9 9 7 5 7
    4 0 0 7 7 6 0 6 0 6 6
    0-0 4-4 4-4 5 5 5 6
  
```

45

let ring

```

    7 7 5 4 5 5 4 0 4 0 4 0 0 4 0
    0 6 6 0 6 6 7 6 4 0 4 0 0 0 4 0
    4 4 5 5 2 4
  
```

48 [^]

let ring

50

let ring

52

let ring

54

let ring

58

let ring ----- | let ring -----

0 3 0 2 0 2 4 2 4 5 2 4 5 0 4 5 0

1 3 0 3 3 1 3 3 1 3 0 5 5 5 0 5 5 0 5 5 0

0 0 7 9

61

let ring ----- | let ring -----

0 7 9 0 7 6 7 11 9 9 9 10 0 0 9 11 0 9 0 7 9 0 7 6 7 0

♩ = 90

Da Coda

64

let ring ----- | s

9 9 9 9 10 0 0 9 11 0 9 0 0 0 0 0 0 12 0 0 0 0 0 12 0 0 0 0 0 12 0 0 0 0 0 12 4 4 4 4 4 12 0 0 0 0 0 12

4 2 2 2 0 4 0 0 2 2 2 2 2

0 0 0 0 0 0 0 0 2 2 2 2

68


let ring ----- | Harm. ----- | let ring -----

0 0 0 4 7 7 12 (12) 12 (12) 7 10 10 7 9 7 10

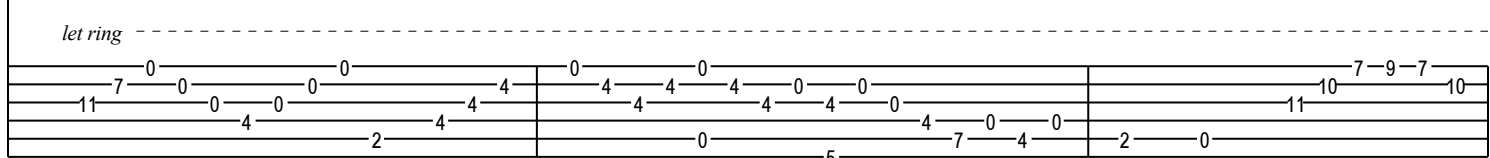
4 0 0 4 4 4 0 4 12 (12) 12 (12) 11 0

0 0 4 4 4 4 5 5 5 12 (12) 12 (12)

72




let ring

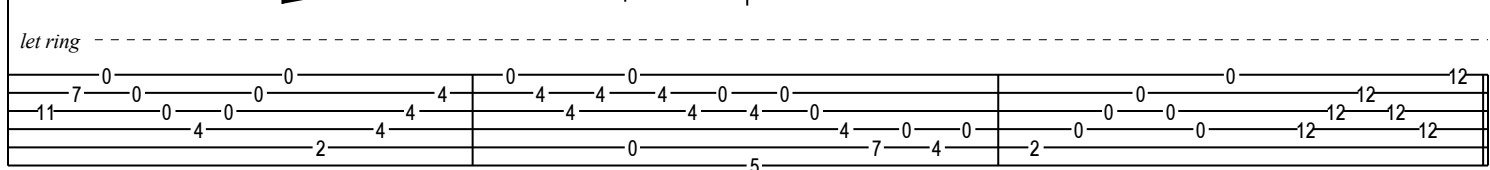


Fingerings: 11-7-0, 0-0-0-0, 4-4-4, 4-4-4-0, 4-4-0-0, 4-4-0-0, 11-10-7-9-7, 10

75



let ring




Fingerings: 11-7-0, 0-0-0-0, 4-4-4, 4-4-4-0, 4-4-0-0, 0-0-0-0, 12-12, 12-12, 12

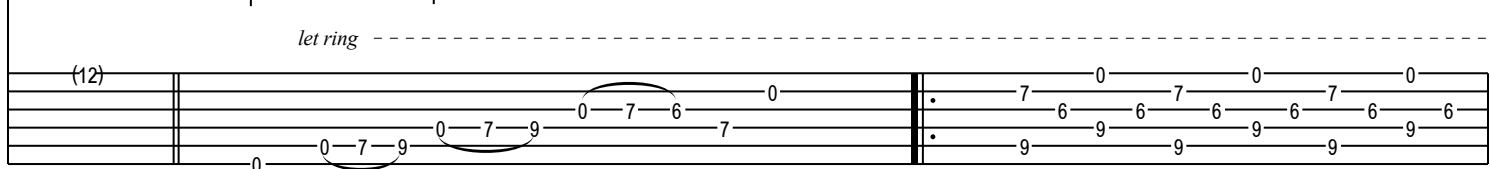
rall. ----- $\text{♩} = 50$ ----- *accel.*

D.S. al Coda \oplus

78




let ring



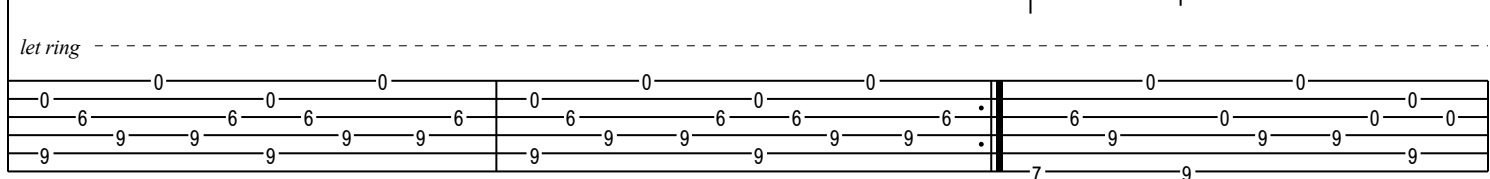
Fingerings: (12), 0-7-9, 0-7-9, 0-7-6-7, 7-0, 7-0, 7-0, 6-6-7-6-6, 9-9-9-9-9-9-9-9-9-9

$\text{♩} = 105$

81



let ring



Fingerings: 0-0-0, 0-0-0-0, 6-9-9-6-9-6, 0-6-9-9-6-0-6-9-9-6, 6-9-9-9-9-9, 6-9-0-0-0-0, 7-9

84

let ring

0 0 0 0 0 0 0 0 0 0 0 0 0 0 0 0

9 9 9 9 9 9 9 9 9 9 9 9 9 9 9 9

7 5 9 9

87

let ring

0 0 0 0 0 0 0 0 0 0 0 0 0 0 0 0

9 0 0 9 9 0 0 9 9 0 0 9 9 0 0 9 0 0 9 9 0 0 9 9 0

7 9 9 5 9 9 9 9 9 9 9 9 9 9 9 9 0

91

let ring

0 0

0 0 9 0

5 5 9 9 5 7 7 7 5 5 7 7 7 5 5 7 7 7 5 5 7 7 5 5

93

let ring

0 0

0 0 5 0

5 5 5 5 5 5 5 5 5 5 5 4 4 4 5 5 5 4 4 4 5 5 5 5

rall. ----- ♩ = 50

95

The first system of music consists of a single staff. It begins with a melodic line of eighth notes, grouped in pairs, moving in a stepwise fashion. The bass line consists of chords, with the final note being a sustained chord.

let ring -----

The second system shows guitar fretboard diagrams for three strings. The top string has fretting 0-0-0-0-0-0-0-0. The middle string has fretting 0-0-2-2-0-0-0-0. The bottom string has fretting 5-5-2-2-0-0-0-0. The final fretting for the bottom string is 0-0-4.